

AUTO SUPER

MC Hydraulic & Angle Lock Vise MODEL: BHV

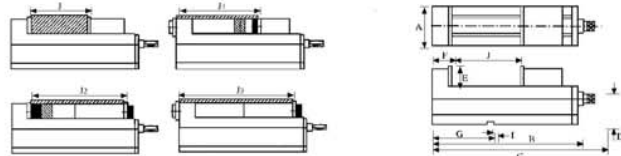


FEATURES

1. One piece casting of vise bed and flexed jaw.
2. Down thrust "Semis-sphere Segment" mechanism-eliminates jaw life and work tilt.
3. Rigid material-vise body of ductile iron FCD60JIS (equal to GGG60) with 60 kgs/mm² or 80,000 psi tensile strength.
4. Vise bed flange with harden treatment up to HRC 45° and up takes up wear and maintain for long.

Accuracy testing standard

NO	Item	JIS grade 1	Guaranteed
1	Vise side-lock on bottom slide way square	0.020 100mm	0.010 100mm
2	Keyways on bottom of vise bed square to clamping surface of jaw plate	0.020 100mm	0.015 100mm
3	Both jaw plate parallel	0.020 100mm	0.020 100mm
4	Max opening test block parallel to bottom of Vise body	0.050 100mm	0.030 100mm
5	Top of rectangular test block clamped tightly by jaw parallel to bottom of vise body	0.030 100mm	0.020 100mm
6	Surface of vise bed parallel to bottom of vise body	0.020 100mm	0.015 100mm



Hydraulic Type

MODEL	A	B	C	D	E	F	G	I	Jaw Opening(Max.)				Clamping Force	Weight Body
									J	J1	J2	J3		
BHV-100V	101	380	480	85	48	80	125	16	135	200	240	330	4000 kgf	27 kgs
BHV-130V	131	445	545	95	55	85	150	18	190	250	300	390	5000 kgf	40 kgs
BHV-160V	161	535	635	105	58	100	165	18	250	330	370	480	5500 kgf	58 kgs
BHV-160VL	161	585	685	105	58	100	165	18	300	380	420	530	5500 kgf	62 kgs
BHV-200V	201	610	710	110	63	108	190	18	300	370	430	550	6900 kgf	81 kgs

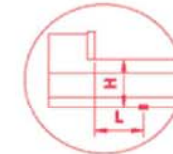
Mechanical Type

MODEL	A	B	C	D	E	F	G	I	Jaw Opening(Max.)				Weight Body
									J	J1	J2	J3	
BV-100V	101	380	440	85	48	80	125	16	135	200	240	330	26 kgs
BV-130V	131	445	505	95	55	85	150	18	190	250	300	390	39 kgs
BV-160V	161	535	595	105	58	100	165	18	250	330	370	480	59 kgs
BV-160VL	161	585	645	105	58	100	165	18	300	380	420	530	61 kgs
BV-200V	201	610	670	110	63	108	190	18	300	370	430	550	80 kgs

MC Compact Vise MODEL: BV



MC Mechanical Power Vise MODEL: BMV



Paralleling



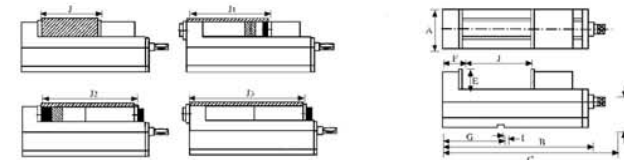
Angle Lock
(prevent lifting)

FEATURES

1. One piece casting of vise bed and flexed jaw.
2. Down thrust "Semis-sphere Segment" mechanism-eliminates jaw life and work tilt.
3. Rigid material-vise body of ductile iron FCD60JIS (equal to GGG60) with 60 kgs/mm² or 80,000 psi tensile strength.
4. Vise bed flange with harden treatment up to HRC 45° and up takes up wear and maintain for long.

Accuracy testing standard

NO	Item	JIS grade 1	Guaranteed
1	Vise side-lock on bottom slide way square	0.020 100mm	0.010 100mm
2	Keyways on bottom of vise bed square to clamping surface of jaw plate	0.020 100mm	0.015 100mm
3	Both jaw plate parallel	0.020 100mm	0.020 100mm
4	Max opening test block parallel to bottom of vise body	0.050 100mm	0.030 100mm
5	Top of rectangular test block clamped tightly by jaw parallel to bottom of vise body	0.030 100mm	0.020 100mm
6	Surface of vise bed parallel to bottom of vise body	0.020 100mm	0.015 100mm



MC Mechanical Power Vise

MODEL	A	B	C	D	E	F	G	I	Jaw Opening(Max.)				Clamping Force	Weight Body
									J	J1	J2	J3		
BMV-100V	101	400	490	85	48	80	125	16	155	200	240	330	3000 kgf	27 kgs
BMV-130V	131	465	555	95	55	85	150	18	230	250	300	390	3500 kgf	40 kgs
BMV-160V	161	555	645	105	58	100	165	18	300	330	370	480	4000 kgf	60 kgs
BMV-160VL	161	615	705	105	58	100	165	18	350	380	420	530	4000 kgf	62 kgs
BMV-200V	201	630	720	110	63	108	190	18	340	370	430	550	4500 kgf	81 kgs