

# AUTO SUPER

## Hydraulic Vise

### MODEL:AH

Hydra. Booster provides a steady clamping force against shocks and vibrations during the operations, since it fastens the work piece resiliently with and aid of the disc-springs mounted inside.

Body is made of high quality cast iron, which resists deflection or bending, and its siding surface flame hardened and ground.

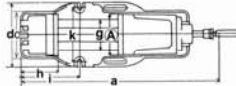
Jaws are made of special steel, which is hardened and ground.



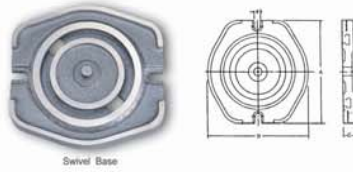
Clamping force may be freely adjusted with this base line as a guide. It magnifies a small force into an enormous clamping force by virtue of its unique Hydra. Booster incorporated.

It makes possible 3-range jaw opening variation where maximum openign attained is 3 times as large as that of normal machine vises.

With hydra. Power Machine Vise, auxiliary equipment such as a hydraulic pump, hose and air compressor are no longer needed.



### Optional Accessories



MODEL	Unit/mm			Weight(kg)
	A	B	C	
SB-402	240	222	25	7
SB-502	280	266	32	12
SB-602	330	310	35	16
SB-802	375	355	40	16

MODEL	Unit/mm													Clamping Range			Max Clamping force (kgf)	Weight(kg)		
	A	B	C	a	b	c	d	e	f	g	h	i	j	k	X	Y		Z	Body	Swivel Base
AH-4	100	36	170	525	430	130	160	94	60	78	100	155	263	120	0-60	57-115	110-170	2500	18	7
AH-5	125	47	220	670	540	165	185	118	72	97	117	185	341	145	0-72	70-140	195-220	3500	34	12
AH-6	150	53	300	800	620	200	240	133	82	116	125	247	380	200	0-100	98-200	195-300	5000	55	16
AH-8	200	62	300	900	700	240	280	162	100	160	165	266	435	240	0-100	98-200	195-300	7000	90	16

## Hydraulic & Angle Lock Vise

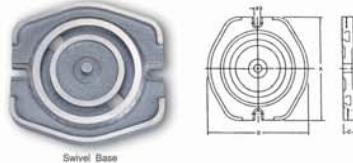
### MODEL:HW

### FEATURES

- 1.Rigid material vise body of ductile iron FCD60.
- 2.Down thrust "semi-sphere segment" mechanism-eliminates lift and work tilt.
- 3.Vise bed flame hardened to HRC 45 and up takes up wear and maintain. accuracy for long life.
- 4.Max.hydraulic clamping force...4,000kgs.
- 5.Max.hydraulic & mechanical clamping force...6,000kg.

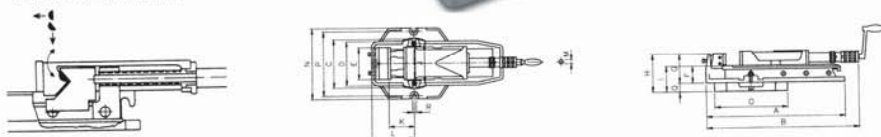


### Optional Accessories



MODEL	Unit/mm			Weight(kg)
	A	B	C	
HW-125B	280	266	32	12
HW-160B	330	310	35	16
HW-200B	375	355	40	16

Please Refer "Technical Information" for modification.



MODEL	B		Unit/mm													Jaw Width	Jaw Opening	Jaw Depth				
	A	Min	Max	C	D	E	F	G	H	I	J	K	L	M	N				O	P	Q	R
HW-125	505	570	795	190	170	130	72	127	160	106	75	180	180	14	280	266	260	32	16	130mm	220mm	55mm
HW-160	605	625	935	240	210	160	82	140	192	117	101	195	195	14	334	320	310	35	18	160mm	310mm	58mm
HW-200	700	725	1035	280	240	200	100	163	240	146	115	265	265	14	420	420	390	50	18	200mm	310mm	63mm

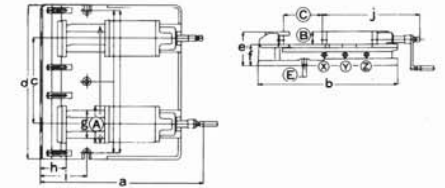
## Hydraulic & Engagement Vise

### MODEL:AHG

### FEATURES

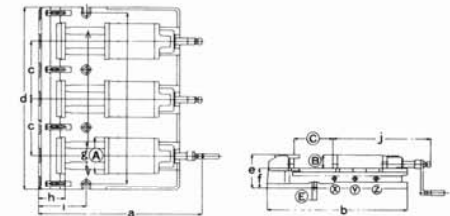
- 1.The series are more preferable working in Milling Machines, NC & CNC Machines and Machining Centers.
- 2.These vises can firmly clamp various forms and sizes of workpieces, minizing loading/unloading time.

### AHG-2P-6



MODEL	Unit/mm													Clamping range X	Clamping range Y	Clamping range Z	Clamping force (kg)	Weight (kg)
	A	B	C	a	b	c	d	e	f	g	h	i						
AHG-2P-6	484	53	300	807	610	330	550	510	139	116	127	205	0-100	98-200	198-300	5000	145	

### AHG-3P-6



MODEL	Unit/mm													Clamping range X	Clamping range Y	Clamping range Z	Clamping force (kg)	Weight (kg)
	A	B	C	a	b	c	d	e	f	g	h	i						
AHG-3P-6	594	53	300	807	610	220	660	620	139	116	127	205	0-100	98-200	198-300	5000	215	